

Sintesi Mesh

COLLEZIONE 2010
2010 COLLECTION




Un grande pavé di cristalli SWAROVSKI ELEMENTS sottolinea le linee decise e rigorose, nate per distinguersi negli ambienti di design.

The large SWAROVSKI ELEMENTS pavé crystals highlight the decisive and exact lines, created to stand out in designer surroundings.

ONLY MADE IN ITALY







CR cromo lucido
polished chrome



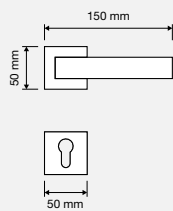
CS cromo satinato
satin chrome



OZ oro zecchino
gold plated



COD. 1301 RB 019



COD. 1301 DK

